

(NAMs)

AI

以技术为支柱
以效率为引擎



2025 4 FDA
 AI NAMs NAMs AI

New Approach Methodologies, NAMs

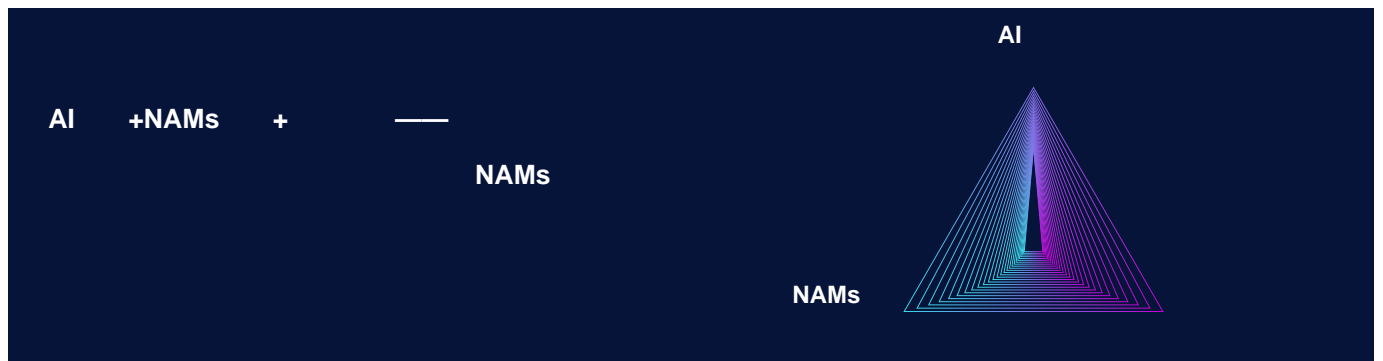
NAMs NAMs AI
 (in vitro) (ex vivo) (in silico)

- 3D Organ-on-Chip MPS Organoid
- PBPK QSP QST

/



NAMs



AI

AI

Target-to-hit Hit-to-lead Lead-to-PCC



- GPCRs
-
-

- CellTiter Glo/LDH/MTT/CCK-8
- / /
- HepG2, HUVEC, HEK293, SH-SY5Y
- PBMC

- ROS
-

- hERG
- Nav1.5 Cav1.2
- iPSC -2D/3D

- HepG2/ - Seahorse
-
- ROS

- MDCK HEK293 Vero HK-2
-

- Mini-AMES
- AMES
- AMES
-
-

- 12 43
- -CTG LDH
- -RNAseq
-

- /PBMC
- T /
- B /
- (MLR)
- PBMC-PDXO

- 3T3

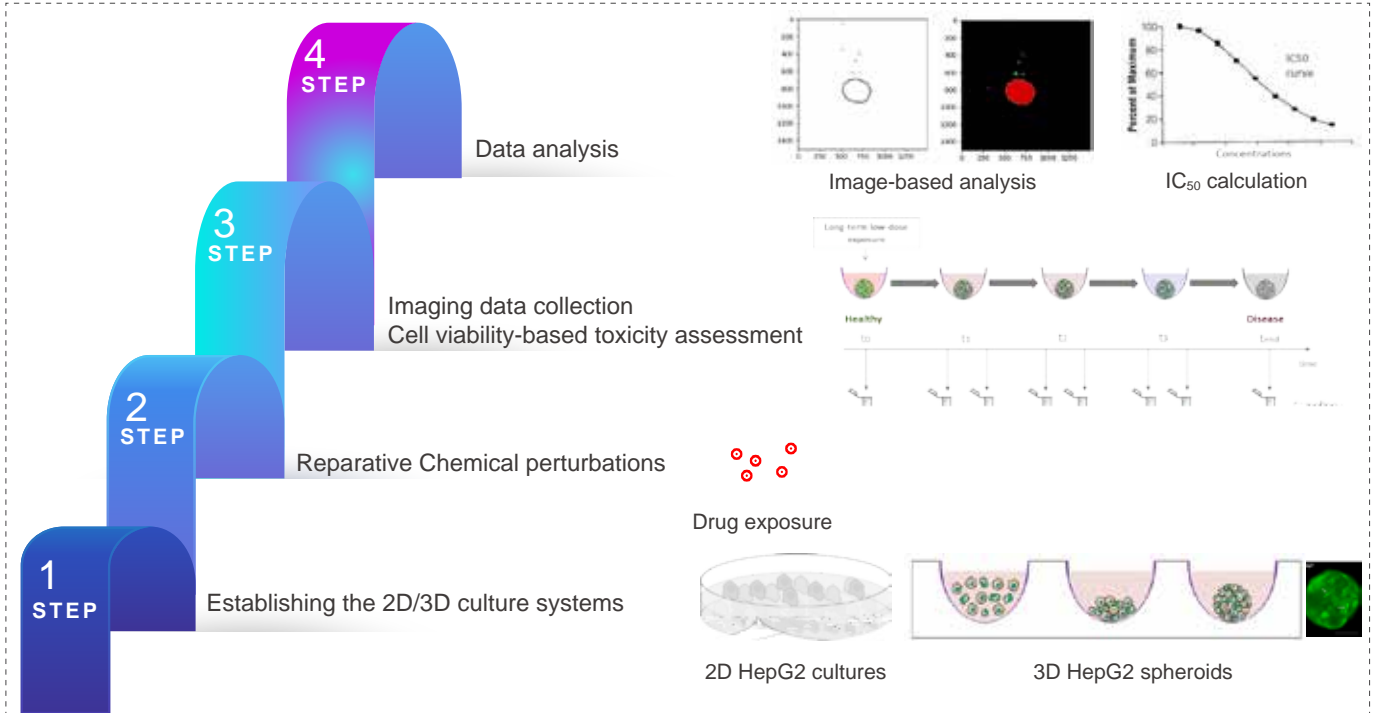
-

- (WoE)
-
-





3D

-HepG2

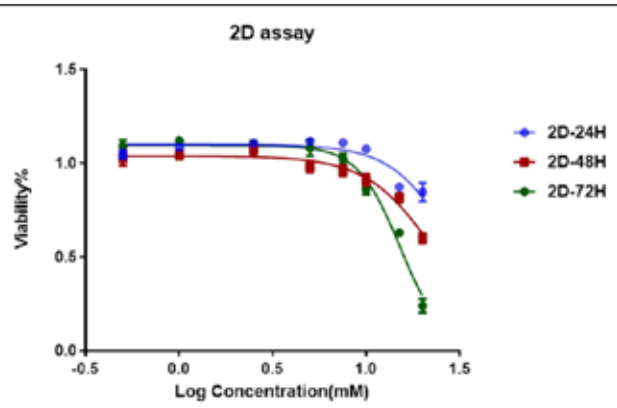


3D -HepG2


Acetaminophen (APAP) Concentrations



3D -HepG2



mM	2D 24h	2D 48h	2D 72h
IC50	29.26	23.61	13.21



mM	3D 24h	3D 48h	3D 96h	3D 132h	3D 264h
IC50	7.0	5.3	3.2	1.7	0.4

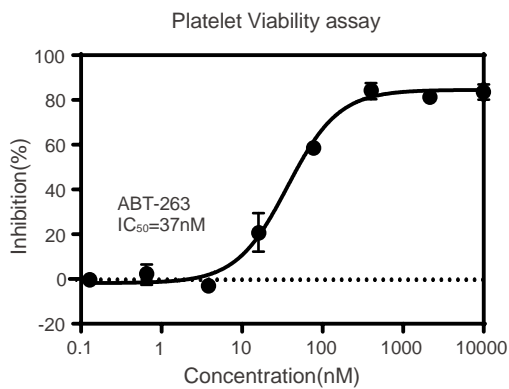
CDE 2020

CRA


IND



ABT-263

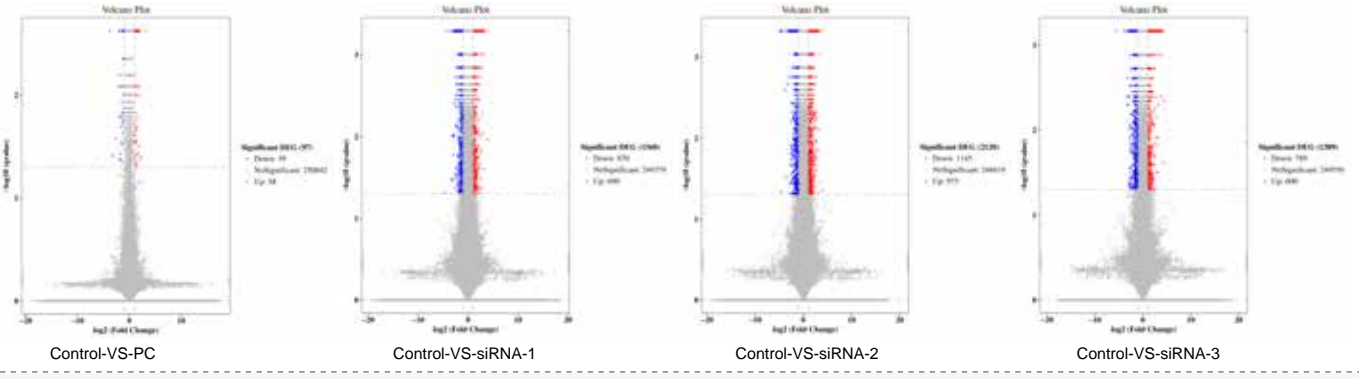


ABT-263 24 CTG
ABT-263



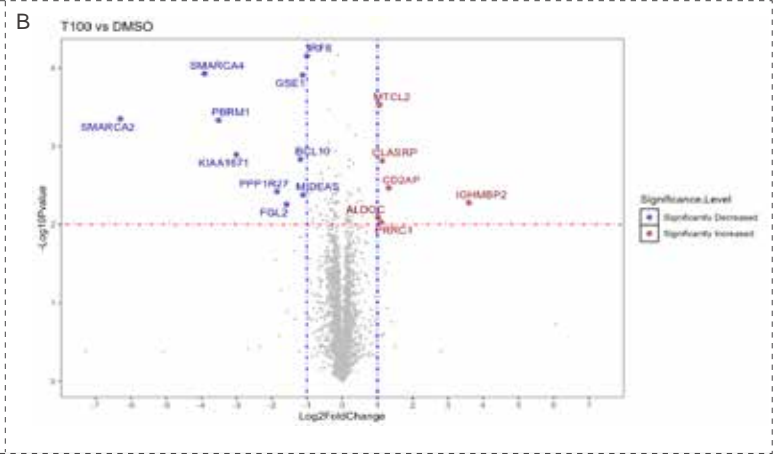

ADP 5 anti-CD42 anti-CD62P
ADP
CD62P+ cells

siRNA



HepG2 mRNA siRNA 10 nM siRNA


PROTAC



Smarca2/4 PROTAC MV-4-11 (DMSO, 10 nM, 100 nM), A B PROTAC 10nM
Smarca2 Smarca4 100nM



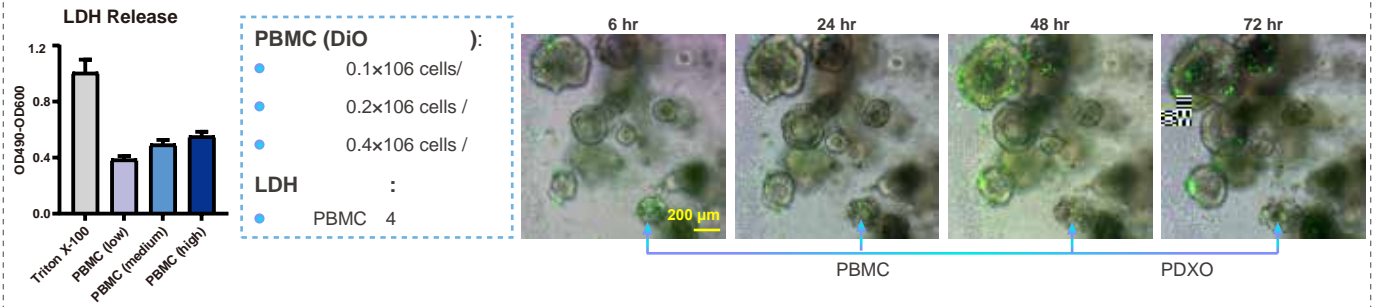
PDXO - HER2 EGFR

PDXO HER2 : &

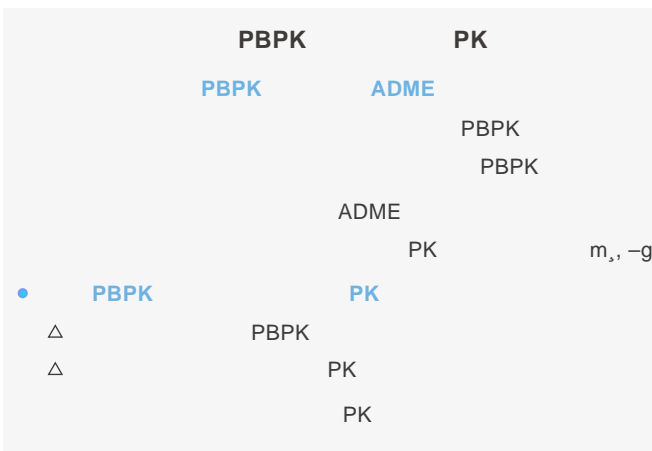


Handwritten signature

PBMC/PDXO



PBPK



m, -g1 ! PR! Ygqp! V) c! X,)f•h"Û,ÀR•g-,R•g.cf2p5 (p5-w p5b'p' P,c•Mm,,g1 '•Fs h\$| %

NAMs

NAMs

FDA



400-780-8018

www.medicilon.com.cn

上海美迪西生物医药股份有限公司



marketing@medicilon.com

585

